

# Vanguard Explorer™ Fund

Domestic stock fund | Investor Shares

## Fund facts

Risk level Low ← → High					Total net assets	Expense ratio as of 02/26/21	Ticker symbol	Turnover rate	Inception date	Fund number
1	2	3	4	5	\$4,397 MM	0.41%	VEXPX	42.6%	12/11/67	0024

## Investment objective

Vanguard Explorer Fund seeks to provide long-term capital appreciation.

## Investment strategy

The fund invests mainly in the stocks of small and midsize companies. These companies tend to be unseasoned but are considered by the fund's advisors to have superior growth potential. Also, these companies often provide little or no dividend income. The fund uses multiple investment managers.

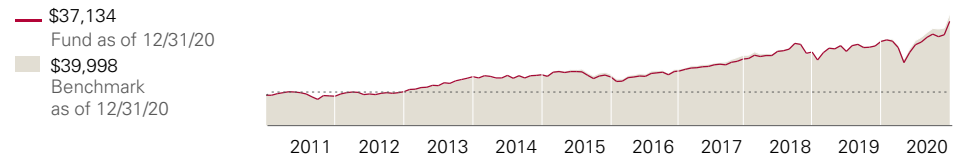
For the most up-to-date fund data, please scan the QR code below.



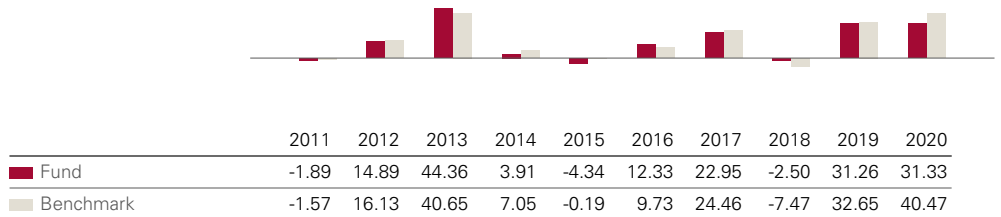
## Benchmark

Russell 2500 Growth Index

## Growth of a \$10,000 investment : January 31, 2011 – December 31, 2020



## Annual returns



## Total returns

	Periods ended June 30, 2021					
	Quarter	Year to date	One year	Three years	Five years	Ten years
Fund	6.05%	13.07%	52.69%	19.42%	20.95%	14.50%
Benchmark	6.04%	8.67%	49.63%	20.15%	20.68%	14.83%

**The performance data shown represent past performance, which is not a guarantee of future results. Investment returns and principal value will fluctuate, so investors' shares, when sold, may be worth more or less than their original cost. Current performance may be lower or higher than the performance data cited. For performance data current to the most recent month-end, visit our website at [vanguard.com/performance](http://vanguard.com/performance).**

Figures for periods of less than one year are cumulative returns. All other figures represent average annual returns. Performance figures include the reinvestment of all dividends and any capital gains distributions. All returns are net of expenses.

# Vanguard Explorer Fund

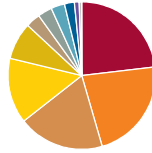
Domestic stock fund | Investor Shares

## Ten largest holdings\*

1	ICON plc	
2	Burlington Stores Inc.	
3	Five9 Inc.	
4	Omniceil Inc.	
5	Trex Co. Inc.	
6	Momentive Global Inc.	
7	Wix.com Ltd.	
8	Middleby Corp.	
9	Skechers USA Inc.	
10	Acadia Healthcare Co. Inc.	
Top 10 as % of total net assets		7.2%

\* The holdings listed exclude any temporary cash investments and equity index products.

## Sector Diversification



Information Tech	23.1%	Real Estate	3.1
Health Care	22.4	Consumer Staples	3.0
Industrials	18.9	Materials	2.2
Consumer Discretionary	14.4	Energy	1.0
Financials	8.1	Utilities	0.5
Communication Services	3.2	Other	0.1

Sector categories are based on the Global Industry Classification Standard ("GICS"), except for the "Other" category (if applicable), which includes securities that have not been provided a GICS classification as of the effective reporting period.

Connect with Vanguard® > [vanguard.com](https://vanguard.com)

### Plain talk about risk

An investment in the fund could lose money over short or even long periods. You should expect the fund's share price and total return to fluctuate within a wide range, like the fluctuations of the overall stock market. The fund's performance could be hurt by:

**Stock market risk:** The chance that stock prices overall will decline. Stock markets tend to move in cycles, with periods of rising stock prices and periods of falling stock prices.

**Investment style risk:** The chance that returns from small- and mid-capitalization growth stocks will trail returns from the overall stock market. Historically, small- and mid-cap stocks have been more volatile in price than the large-cap stocks that dominate the overall market, and they often perform quite differently. Small- and mid-size companies tend to have greater stock volatility because, among other things, these companies are more sensitive to changing economic conditions.

**Manager risk:** The chance that poor security selection will cause the fund to underperform relevant benchmarks or other funds with a similar investment objective.

### Note on frequent trading restrictions

Frequent trading policies may apply to those funds offered as investment options within your plan. Please log on to [vanguard.com](https://vanguard.com) for your employer plans or contact Participant Services at 800-523-1188 for additional information.

**For more information about Vanguard funds or to obtain a prospectus, see below for which situation is right for you.**

If you receive your retirement plan statement from Vanguard or log on to Vanguard's website to view your plan, visit [vanguard.com](https://vanguard.com) or call **800-523-1188**.

If you receive your retirement plan statement from a service provider other than Vanguard or log on to a recordkeeper's website that is not Vanguard to view your plan, please call **855-402-2646**.

**Visit [vanguard.com](https://vanguard.com) to obtain a prospectus or, if available, a summary prospectus. Investment objectives, risks, charges, expenses, and other important information about a fund are contained in the prospectus; read and consider it carefully before investing.**

**Financial advisor clients: For more information about Vanguard funds, contact your financial advisor to obtain a prospectus.**

Investment Products: Not FDIC Insured • No Bank Guarantee • May Lose Value